



Epidemiology of suicide in Ottawa

Jacqueline Willmore
Epidemiologist, Ottawa Public Health
January 16, 2014

Deaths by suicide, Ottawa

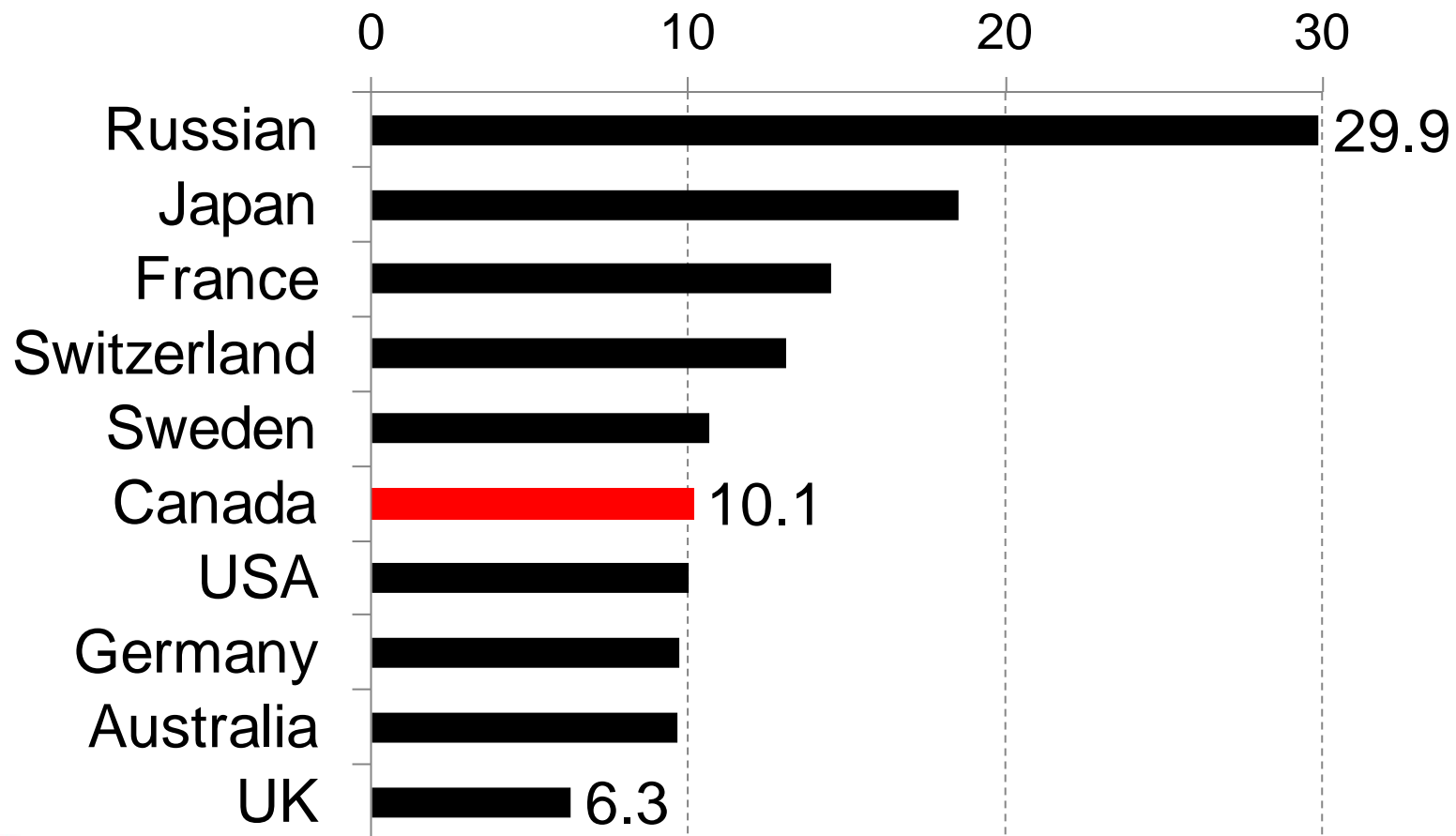
Year	<25 years	25+ years	Total
2008	4	65	69
2009	8	55	63
2010	8	62	70
2011	9	65	74
2012*	9	53	62
Average	7.6	60	67.6

*Preliminary data

Data sources: 2008-2009 Office of the Registrar General,
2010-2012 Office of the Chief Coroner

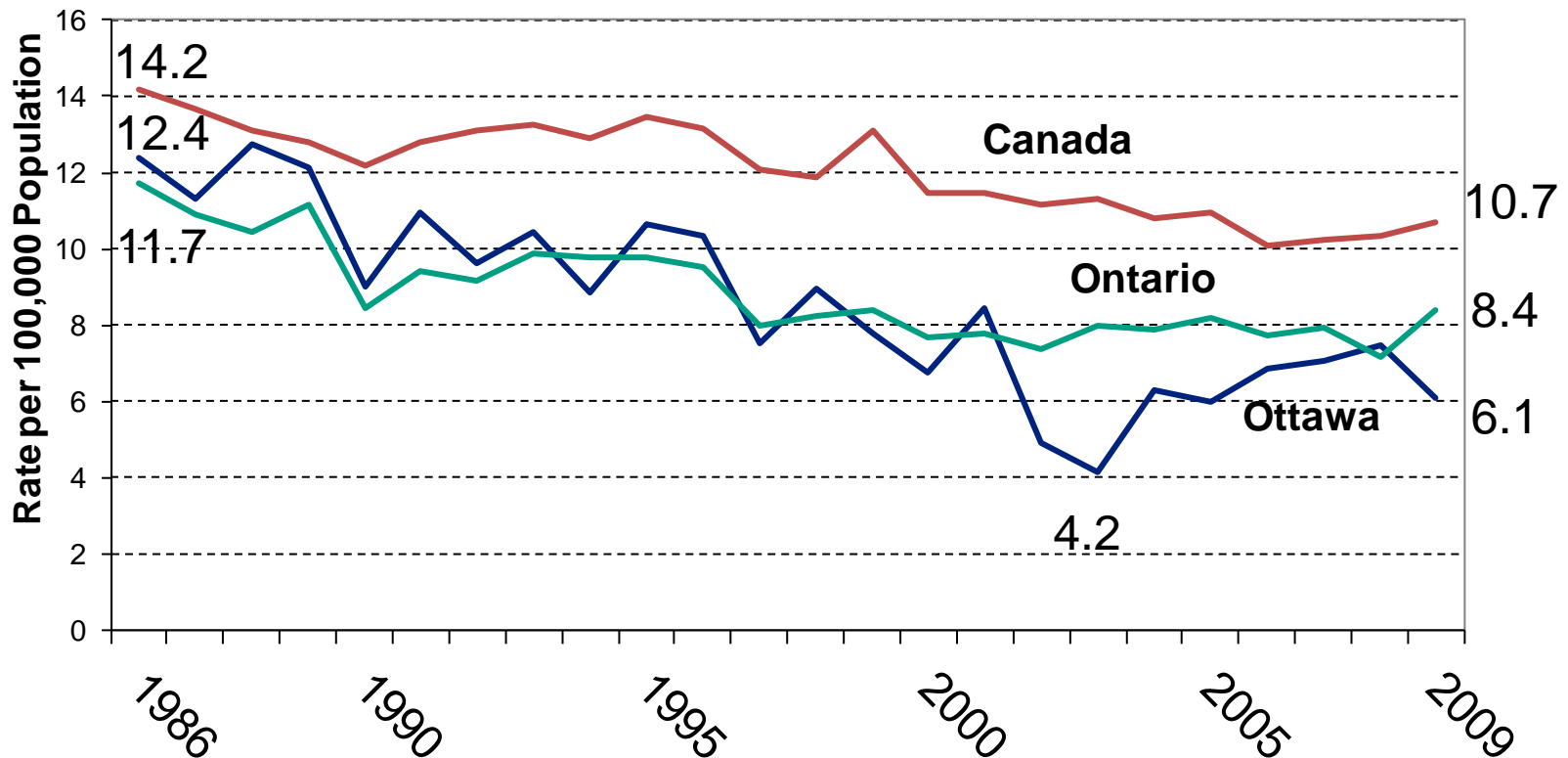


Age-adjusted suicide rate, selected countries, 2004



Source: Based on the WHO Mortality Database as of 1 June 2010

Age-adjusted suicide rate, Canada vs. Ontario vs. Ottawa, 1986-2009

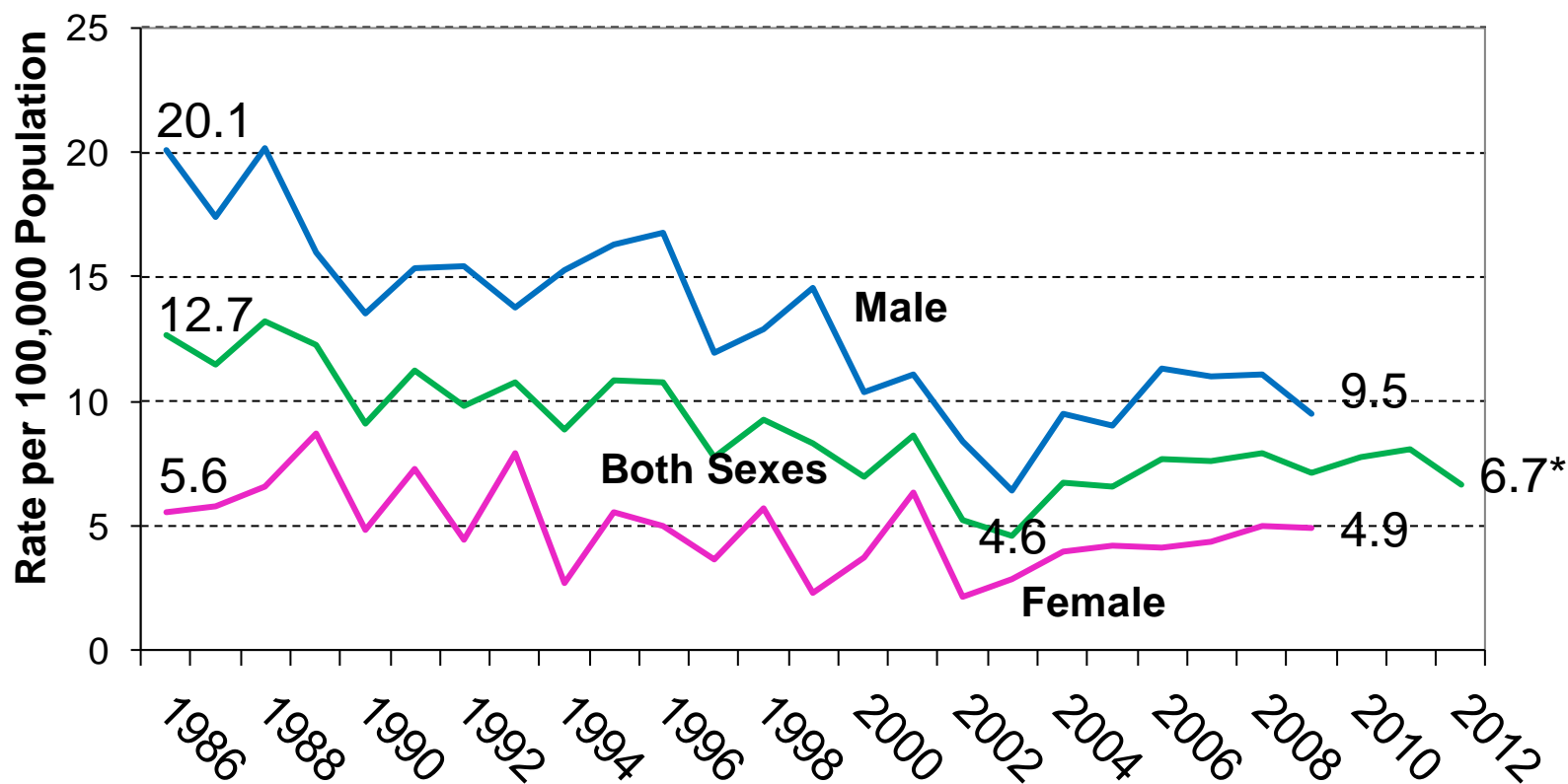


Source: Ontario Mortality Data 1986-2009, Intellihealth Extracted September 14, 2012, Health Planning Branch, Ontario MOHLTC
 Suicide (ICD-9: E950.0-E959.9, ICD-10-CA: X60-X84, Y87). Canadian data from: <http://www.statcan.gc.ca/pub/82-624-x/2012001/article/desc/11696-01-desc-eng.htm>

Data Note: Mortality rates are age standardized to the 1991 Canadian population



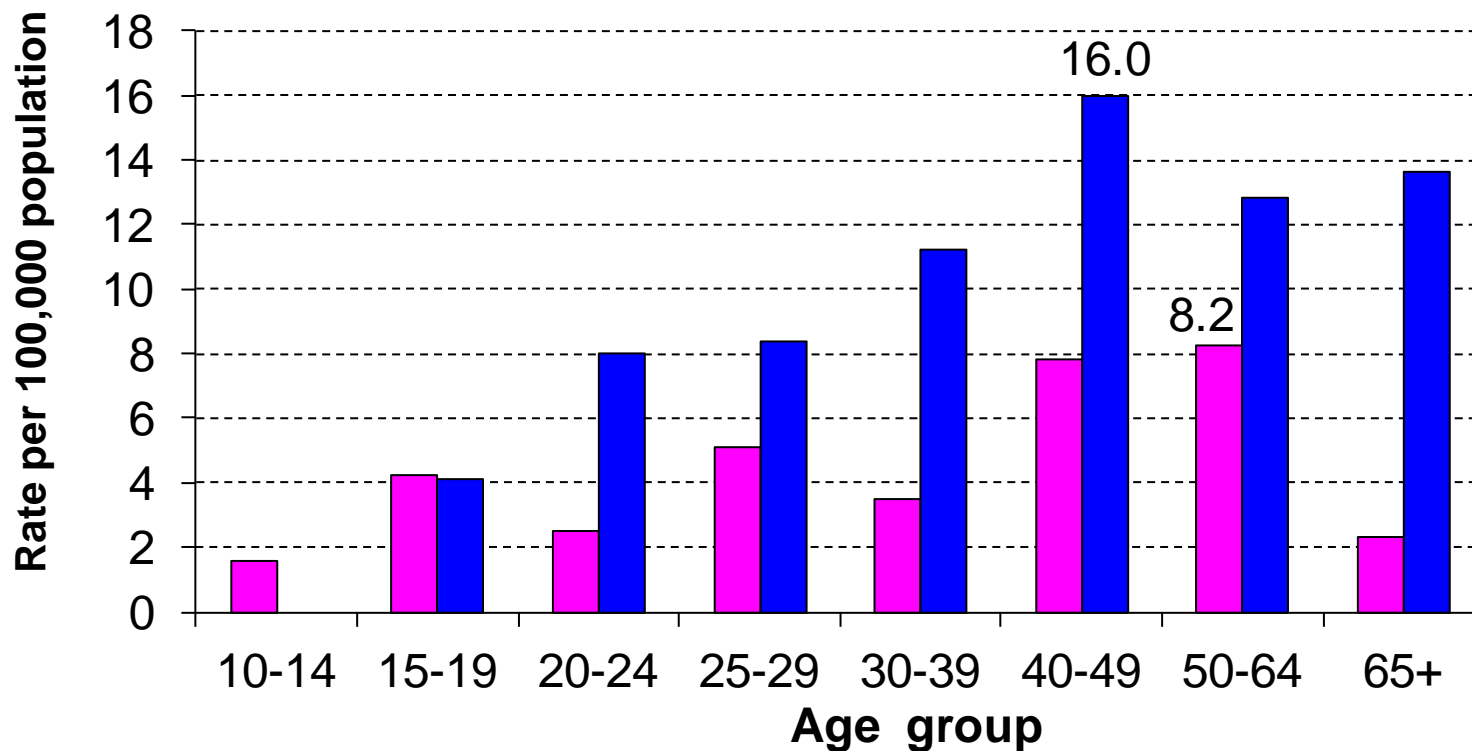
Crude suicide rate, male vs. female, Ottawa, 1986-2012



Source: Ontario Mortality Data 1986-2009, Intellihealth Ontario MOHLTC. Extracted September 14, 2012, Suicide (ICD-9: E950.0-E959.9, ICD-10-CA: X60-X84, Y87). 2010-2012 data from the Office of the Chief Coroner. *2012 data are preliminary.

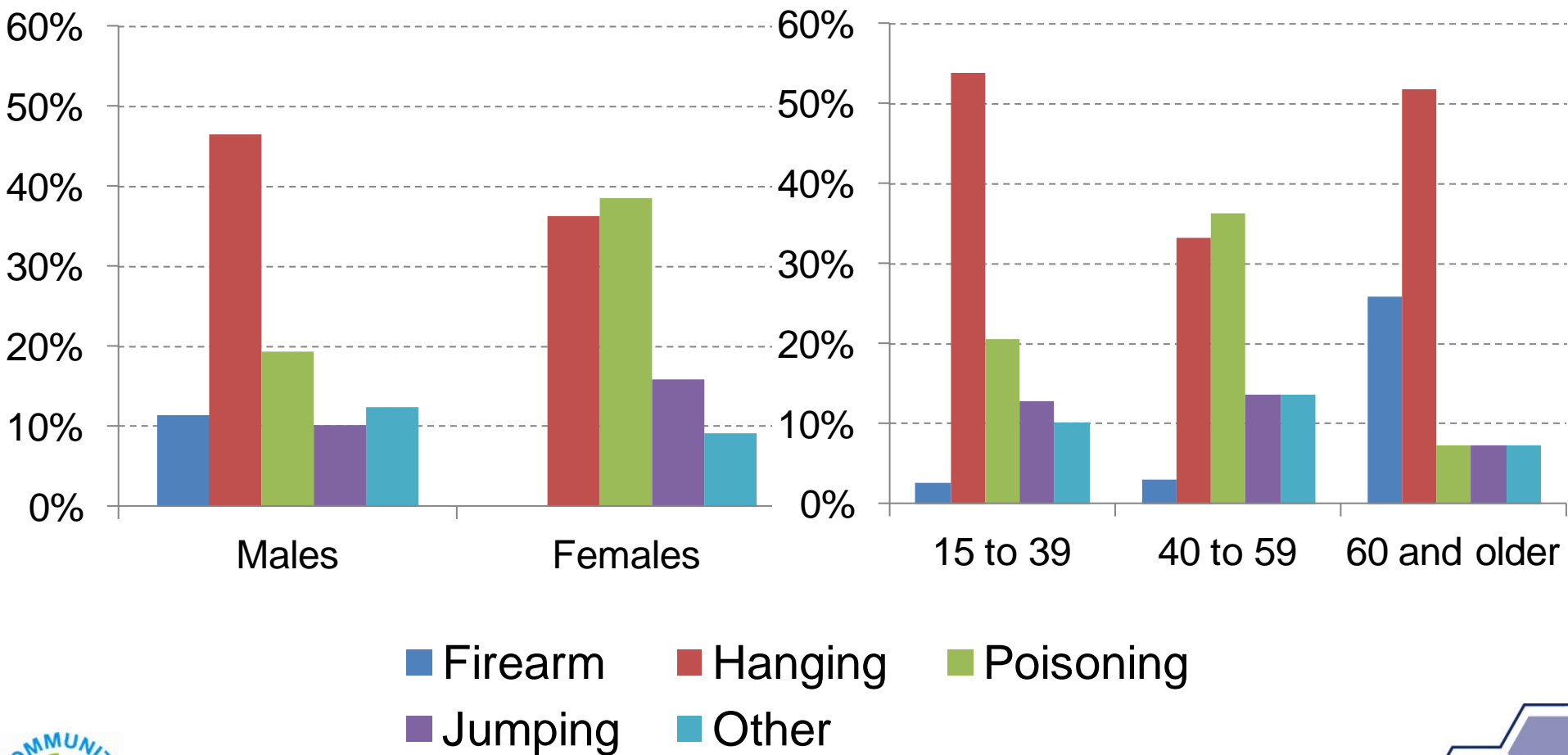


Age-specific suicide rate, male vs. female, Ottawa, 2005 to 2009

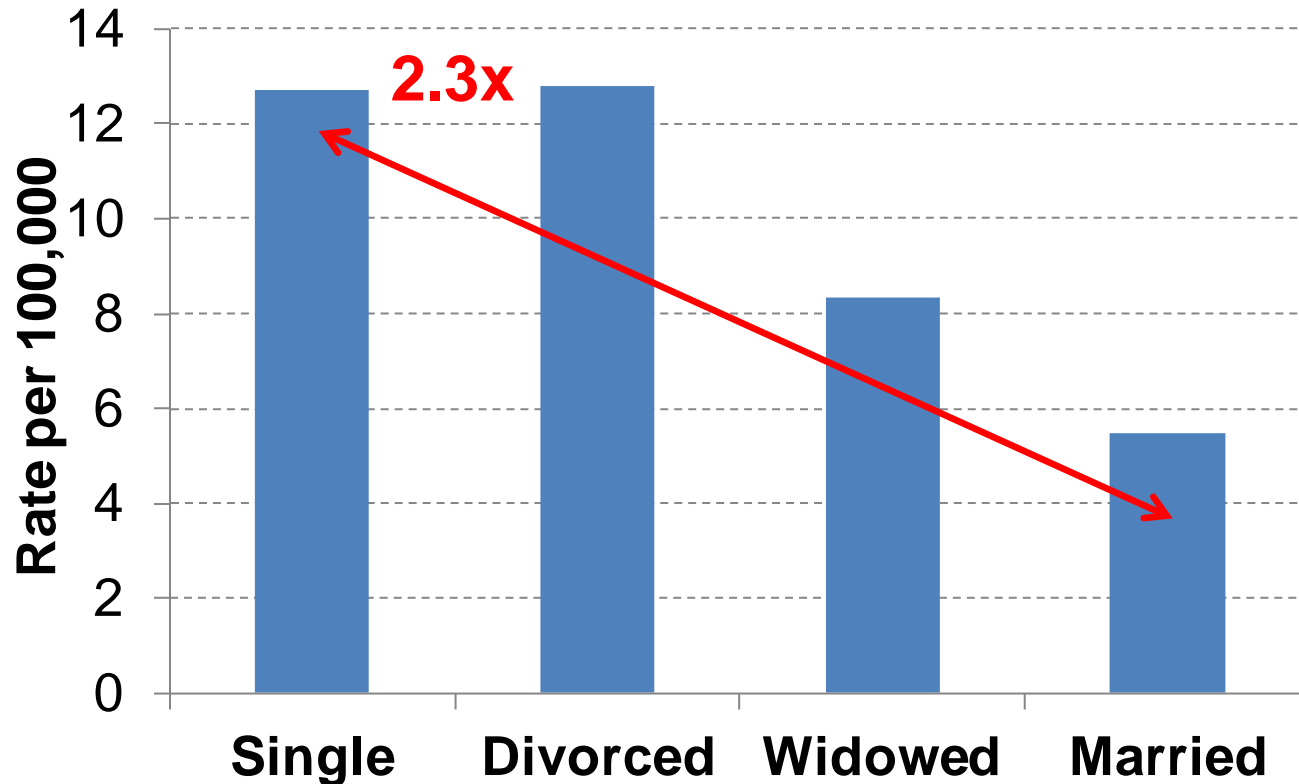


Source: Ontario Mortality Data 2005-2009, Intellihealth Ontario MOHLTC. Extracted September 14, 2012. Suicide (ICD-9: E950.0-E959.9, ICD-10-CA: X60-X84, Y87). Analyzed by Ottawa Public Health.

Methods of suicide vary by sex and age: Ottawa, 2008-2009



Married are least likely to commit suicide: Ottawa, 2008-2009



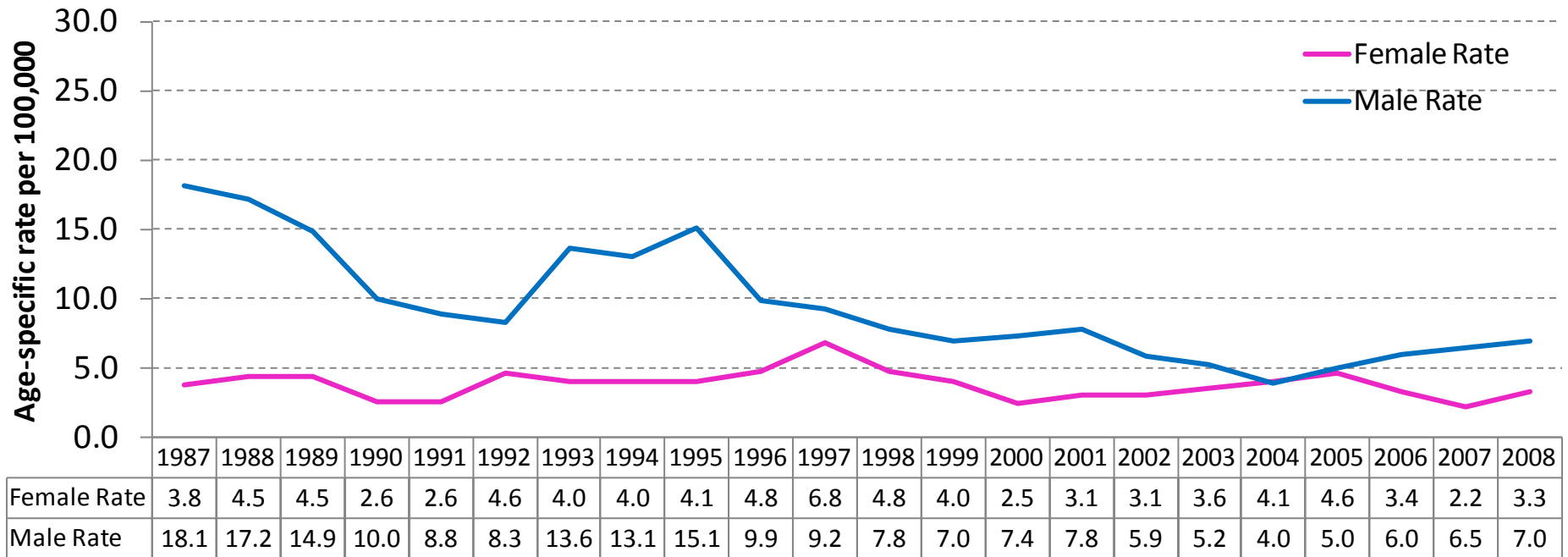
A leading cause of death: Ottawa, 2009

- Suicide is 2nd leading cause of death among our youth (15-24y), behind motor vehicle traffic collisions
 - 2nd among 20-44y
 - 7th among 45-64y

A leading cause of years of life lost: Ottawa, 2009

Rank	Disease	PYLL
1	Heart disease	2,853
2	Cancer of lung and bronchus	2,519
3	Perinatal conditions	2,008
4	Suicide	1,785
5	Cancer of lymph and blood	1,310

3yr moving average, male vs. female, aged 15-24y, Ottawa, 1986-2009




Source: Ontario Mortality Data 1986-2009, Intellihealth. Extracted September 14, 2012, Health Planning Branch, Ontario MOHLTC. Analyzed by Ottawa Public Health.
Suicide (ICD-9: E950.0-E959.9, ICD-10-CA: X60-X84, Y87)



The bigger picture

■ For every 1 suicide...

- 8 hospitalizations due to self-harm
- 19 ER visits due to self-harm



■ In the past year...

- 4% of Ontarians 15+ had suicidal thoughts & 6% have a mood disorder (2012 CCHS)
- 13% of Ottawa high school students seriously considered suicide (2013 OSDUHS)

Summary of suicide in Ottawa

- Decrease in the long term (1986-2012)
- Increase in the shorter term (2003-2012)
- Highest rates in mid-life
- Males > females at all ages
- Think Global
- Learn Local

Thank you!



Check out [Ottawa.ca/healthreports](https://ottawa.ca/healthreports)
Jacqueline.willmore@ottawa.ca